


# 590 Wet Location Scoop

Project: \_\_\_\_\_

Location: \_\_\_\_\_

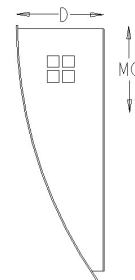
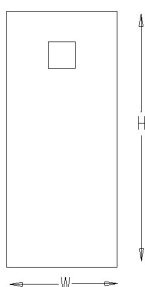
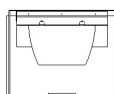
Catalog Number	MODEL	WATTS	FINISH	OPTION(S)
Example: 590-1LED19-SAL-40K	590	-	-	-



Sleek and stylish, the Wet Location Scoop is an excellent high-lighter for daytime as well as nighttime applications. Decorative windows add flare to the fixture, which can be mounted pointing up or down.

## Features:

- A modern, aerodynamic luminaire
- Custom window patterns available. Consult factory for pricing
- Fully enclosed and gasketed electrical compartment
- No visible fasteners
- Standard 0-10V dimming driver. 120-277V MVOLT
- Listed and approved for wet locations
- Manufactured in the USA



## Dimensions

Width	Height	Depth	MC
8.25"	18"	6.625"	7.5"

A 4" octagonal junction box should be used for installation

MC = Mounting Center, located at center of fixture unless noted otherwise

## Ordering Information/Options

Model	Watts	Finishes	Options
590	1LED9	1100 Lumens	<b>TP</b> Tamperproof Nuts <b>TL</b> Top Lens <b>INV</b> Inverted Fixture <b>30K</b> 3000 Kelvin Temperature <b>35K</b> 3500 Kelvin Temperature <b>40K</b> 4000 Kelvin Temperature
	1LED14	1550 Lumens	
	1LED19	2000 Lumens	
	1LED23	2500 Lumens	
	MVOLT	<b>WHT</b> White <b>BLK</b> Black <b>SAL</b> Silver <b>BRZ</b> Bronze	

**Indessa**  
Lighting

PHONE: 509.924.0243

www.indessa.com

Indessa Lighting reserves the right to make design revisions without prior notice.

