

438 Humble

Project: _____

Location: _____

Catalog Number	MODEL	WATTS	FINISH	OPTION(S)	LENGTH
Example: 438-2LED14-WHT-35K-36"	438	-	-	-	-



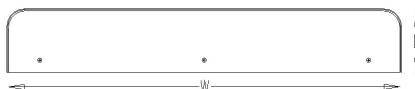
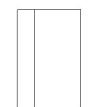
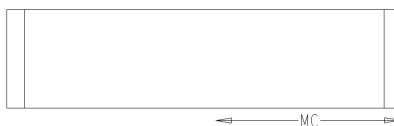
A curved housing surrounds the LED source for true simplicity. The prismatic bottom diffuser reduces glare, making this unit ideal for hallways or vanities.

Features:

- Versatile up/down luminaire available in a horizontal mount orientation
- Ideal for vanities and hallways
- Simple design makes the unit extremely efficient
- Bottom lens standard. Top open for maximum light output
- Standard 0-10V dimming driver. 120-277V MVOLT
- Suitable for dry or damp locations
- Meets all ADA requirements
- Manufactured in the USA

Dimensions

Width	Height	Depth
24"	4"	3"
36"	4"	3"



A 4" octagonal junction box should be used for installation

MC = Mounting Center, located at center of fixture unless noted otherwise

Ordering Information/Options

Model		Watts			Finishes		Options		Length	
438	24"	2LED9	2200 Lumens	MVOLT	WHT	White	DL	Damp Label	24"	24"
		2LED14	3100 Lumens		BLK	Black	TL	Top Lens	36"	36"
	36"	2LED9	2200 Lumens	MVOLT	SAL	Silver	30K	3000 Kelvin Temperature		
		2LED14	3100 Lumens		BRZ	Bronze	35K	3500 Kelvin Temperature		
					BA	Brushed Aluminum	40K	4000 Kelvin Temperature		
							IEM	Integral Emergency Pack		

Indessa
Lighting

PHONE: 509.924.0243

www.indessa.com

Indessa Lighting reserves the right to make design revisions without prior notice.

