


501 Wet Location Classic

Project: _____

Location: _____

Catalog Number	MODEL	WATTS	FINISH	BAR CONFIG	OPTION(S)
Example: 501-1LED14-BRZ-DC-30K	501	-	-	-	-

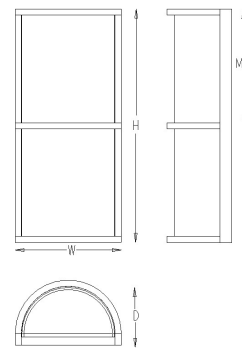


Features:

- Timeless design with a classic look
- Cage constructed of solid bar stock for strength and rigidity
- Available with a wide variety of bar configurations
- 1/8" extruded, opal acrylic front lens. Bottom lens standard
- Standard 0-10V dimming driver, 120-277V MVOLT, 80 CRI
- Listed and approved for wet locations
- Meets all ADA requirements
- Buy American Act Compliant

Dimensions

Width	Height	Depth
6.625"	14.5"	4"

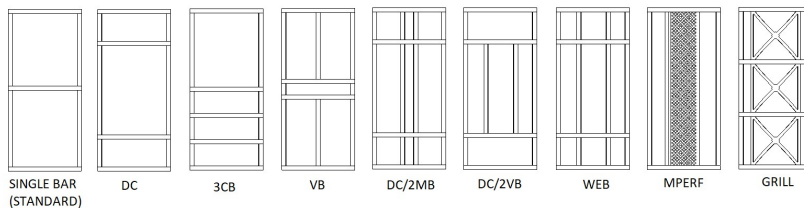


A 4" octagonal junction box should be used for installation

MC = Mounting Center, located at center of fixture unless noted otherwise

This popular wall sconce is a timeless classic. Constructed of solid bar stock, this product is available in a number of bar configurations as well as an assortment of LED packages.

Bar Options



Ordering Information/Options

Model	Watts			Finishes		Bar Config		Options	
501	1LED9	1100 Lumens	MVOLT	WHT	White		Standard Single Bar	TC	Top Cover
	1LED14	1550 Lumens		BLK	Black	NB	No Bar	BC	Bottom Cover
	1LED19	2000 Lumens		SAL	Silver	DC	Double Cross Bar	PC	Photo Cell (TC required)
				BRZ	Bronze	3CB	3 Lower Cross Bars	30K	3000 Kelvin Temp
				BA	Brushed Aluminum	VB	Vertical Bar	35K	3500 Kelvin Temp
					DC/1MB	Dbl Cross w/ 1 Middle Bar	40K	4000 Kelvin Temp	
					DC/2MB	Dbl Cross w/ 2 Middle Bars	IEM	Integral Em Pack	
					DC/2VB	Dbl Cross w/ 2 Vertical Bars			
					WEB	Dbl Cross w/2 Full Vertical Bars			
					MPERF	Vertical Perf Center Panel			
					GRILL	Decorative Aluminum Grill			

Indessa
Lighting

PHONE: 509.924.0243

www.indessa.com

Indessa Lighting reserves the right to make design revisions without prior notice.

