


# 505 Super Size Classic

Project: \_\_\_\_\_

Location: \_\_\_\_\_

Catalog Number	MODEL	WATTS	FINISH	BAR CONFIG	OPTION(S)
Example: 505-1LED19-BLK-TC-40K	505	-	-	-	-

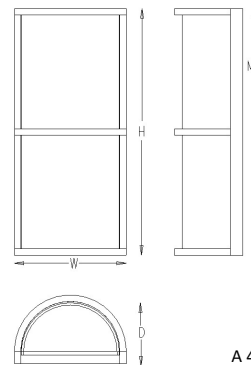


## Features:

- Larger size is ideal for larger scale walls
- A timeless, classic design for any application
- Solid bar stock for maximum strength and rigidity
- 1/8" extruded, opal acrylic front lens. Bottom lens standard
- No visible fasteners
- Standard 0-10V dimming driver, 120-277V MVOLT, 80 CRI
- Listed and approved for wet locations
- Buy American Act Compliant

## Dimensions

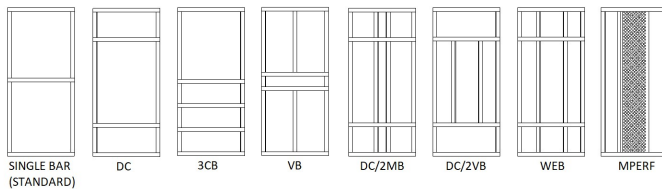
Width	Height	Depth
9"	19.5"	5.25"



A 4" octagonal junction box should be used for installation

MC = Mounting Center, located at center of fixture unless noted otherwise

## Bar Options



## Ordering Information/Options

Model	Watts			Finishes		Bar Config		Options	
505	1LED9	1100 Lumens	MVOLT	WHT	White		Standard Single Bar	TC	Top Cover
	1LED14	1550 Lumens		BLK	Black	NB	No Bar	BC	Bottom Cover
	1LED19	2000 Lumens		SAL	Silver	DC	Double Cross Bar	PC	Photo Cell (TC required)
	1LED23	2500 Lumens		BRZ	Bronze	3CB	3 Lower Cross Bars	30K	3000 Kelvin Temperature
				BA	Brushed Aluminum	VB	Vertical Bar	35K	3500 Kelvin Temperature
					DC/1MB	Dbl Cross w/ 1 Middle Bar	40K	4000 Kelvin Temperature	
					DC/2MB	Dbl Cross w/ 2 Middle Bars	IEM	Integral Emergency Pack	
					DC/2VB	Dbl Cross w/ 2 Vert Bars			
					WEB	Dbl Cross w/2 Full Vert Bars			
					MPERF	Vertical Perf Center Panel			

**Indessa**  
Lighting

PHONE: 509.924.0243

www.indessa.com

Indessa Lighting reserves the right to make design revisions without prior notice.

